


OT Type 7.0 x 5.0 mm SMD LVPECL/LVDS Crystal Oscillator



RoHS Compliant

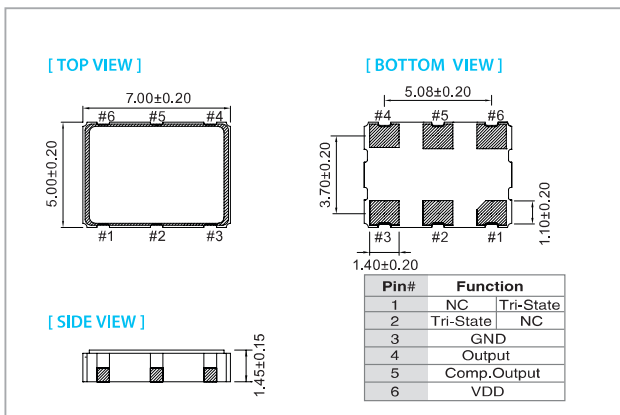
FEATURE

- Typical 7.0 x 5.0 x 1.45 mm hermetically sealed ceramic package.
- Very low jitter performance: typical 0.3 pS RMS from 12k-20MHz.
- Fundamental/3rd overtone crystal design.
- Output frequency up to 320 MHz.
- Tri-state enable/disable

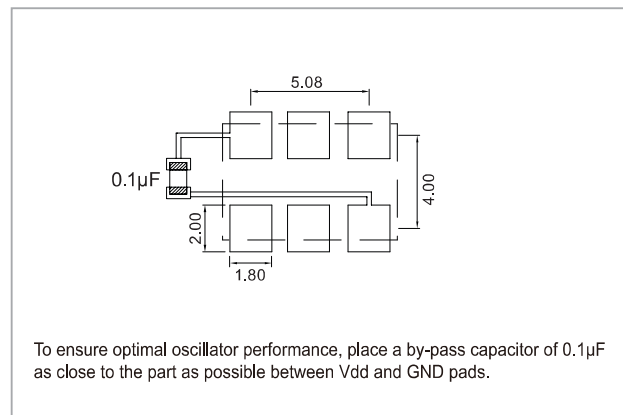
TYPICAL APPLICATION

- 10Gbit Ethernet, Fiber Channel, Storage Area Network, SONET
- Enterprise Servers, Reference clocks for ADC and DAC
- Telecom

DIMENSION (mm)



SOLDER PAD LAYOUT (mm)



ELECTRICAL SPECIFICATION

Parameter	LVPECL				LVDS				unit
	3.3 V		2.5 V		3.3 V		2.5 V		
	Min.	Max.	Min.	Max.	Min.	Max.	Min.	Max.	
Supply Voltage Variation (V _{DD}) ±5%	3.135	3.465	2.375	2.625	3.135	3.465	2.375	2.625	V
Frequency Range	10	320	10	320	10	320	10	320	MHz
Standard Frequency	77.76, 106.25, 125, 155.52, 156.25, 187.5, 212.5, 312.5								
Supply Current	10 MHz ≤ F _o < 160 MHz		75		50		50		mA
	160 MHz ≤ F _o < 250 MHz		100		50		50		
	250 MHz ≤ F _o ≤ 320 MHz		100		65		65		
Output Level	Output High (Logic "1")		2.275		1.475		1.6		V
	Output Low (Logic "0")		1.68		0.88		0.9		
Transition Time: Rise/Fall Time ⁺	1.0		1.0		1.0		1.0		nSec
Start Time	3		3		3		3		mSec
Tri-State(Input to Pin 2 or Pin 1)									
Enable (High voltage or floating)	2.31		1.75		2.31		1.75		V
Disable (Low voltage or GND)	0.99		0.75		0.99		0.75		
RMS Phase Jitter (Integrated 12 KHz ~ 20 MHz)									
F _o < 80 MHz	1		1		1		1		pSec
80 MHz ≤ F _o < 125 MHz	0.5		0.5		0.5		0.5		
125 MHz ≤ F _o < 170 MHz	0.3		0.3		0.3		0.3		
170 MHz ≤ F _o < 200 MHz	0.5		0.5		0.5		0.5		
200 MHz ≤ F _o	0.3		0.3		0.3		0.3		
Phase Noise @ 156.25 MHz	100Hz		-100		-100		-100		dBc/Hz
	1 kHz		-130		-130		-130		
	10 kHz		-145		-145		-145		
Aging (@ 25°C 1st year)	±3		±3		±3		±3		ppm
Storage Temp. Range	-55		125		-55		125		°C

Standard frequencies are frequencies which the crystal has been designed and does not imply a stock position.

⁺ Transition times are measured between 20% and 80% of V_{DD}.

FREQ. STABILITY vs. TEMP. RANGE

Temp. (°C)	ppm	±25	±50
-10 ~ +60		△	○
-20 ~ +70		△	○
-40 ~ +85		×	○

* ○: Available △: Conditional X: Not available

* Inclusive of calibration @ 25 °C, operating temperature range, input voltage variation, load variation, aging (1st year), shock, and vibration